

Sōmatik

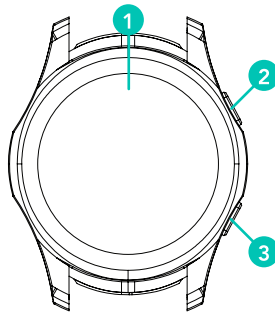
HERA

Quick Start Guide

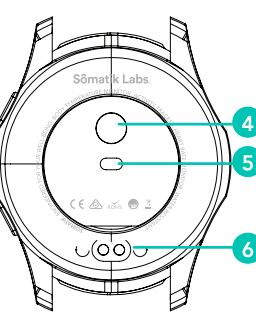


Getting to know your Sōmatik Hera Smart Watch

FRONT



BACK



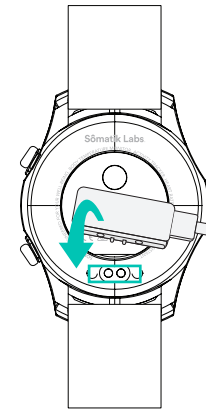
- 1 LCD Touch Screen
- 2 Home Button, Hold to turn ON/OFF
- 3 Back Button
- 4 Body Temperature Sensor
- 5 Heart Rate Reading Sensor
- 6 Charging Contact

STEP 1

Please connect the supplied smartwatch charging cable to a 5V phone charger or a computer USB port.

The Hera Smartwatch has a magnetic charger which connects to the back of the watch.

The charger will only connect to the watch one way.



STEP 2

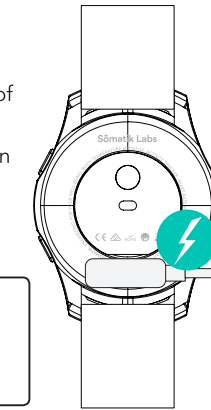
Connect the charging point to the charging pins at the back of the device.

The Hera smartwatch will begin to charge automatically.

A full charge usually takes around 2 hours.

CAUTION

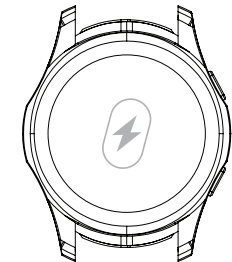
Do not allow the 2 charging pins on the back of the watch to connect with conducting material at the same time, it may cause a short circuit.



STEP 3

Once charged, detach the charging cable and turn on the Hera smartwatch by pressing and holding the ON/OFF button (2) until the screen appears.

NOTE
The average run time of a fully charged Hera watch is up to 7 days.



STEP 4

Swipe the screen up to access the menu screens or swipe the screen down to access the setting interface.

Tap to enter the desired function.

Swipe right to access more buttons (if applicable) and swipe left to go back to previous screen.

Swipe right to access steps overview.

Swipe left to access message notifications.



STEP 5

Scan the QR Code to download the Somatik Fit App or visit the App Store or Google Play to download the app.

Follow the App on screen instructions to pair the smartwatch via Bluetooth.

(Please note: Android users will need to connect directly to the smartwatch via the Bluetooth settings on their smartphone).



Somatik Fit App



STEP 6

From the Somatik Fit App, sign up and follow the on screen instructions to complete your user profile.

NOTE:

This is not a medical/therapeutic device. It is not intended for medical use or in the diagnosis, treatment, monitoring or prevention of disease or other health conditions.

Somatik®

DIRECTED

Exclusively Manufactured for and Imported by:
Directed Electronics Australia Pty Ltd.

Made in China to our specifications.

Product images for the purpose of illustration only may vary from actual product.



HERA

somatiklabs.com
somatiklabs.co.nz